

Please complete the following details and send back to Lars-Ivan/ STI Technology Ltd for 12 months free warranty service.

## Personal Details

Model:	Date of purchase:
Where purchased:	
Customer name:	
Phone:	
e-mail:	
Address:	

## Detail of Maintenance

---

---

---

---

e-mail: [cs@lars-ivan.com](mailto:cs@lars-ivan.com)  
Address: 1210, 12/F, Tower A, Hung Hom Commercial Centre 39 Ma Tau Wai Road, Kowloon, Hong Kong

## Warranty

In the event of a defect within the warranty time, please contact your local distributor for warranty service, or contact with Lars-Ivan/ STI Technology Ltd for details.

Lars & Ivan  
[www.lars-ivan.com](http://www.lars-ivan.com)

CE RoHS   
20150430R2



## SPECIFICATION

Bass boost	6dB
Output power	140mW x2 (16Ω Load) 12mW x2 (300Ω Load)
Headphone impedance	16Ω ~ 300Ω
Signal to noise ratio	≥85dB (A weight)
Frequency response	10Hz ~ 65KHz
Stereo separation	> 50 dB (1mW 16ohm)
Battery life	About 18 hours continue use
Weight	135g
Size	120(L) x 78(W) x 13.6mm(D)

## ACCESSORIES



Audio cable



USB cable  
(For battery charge only)

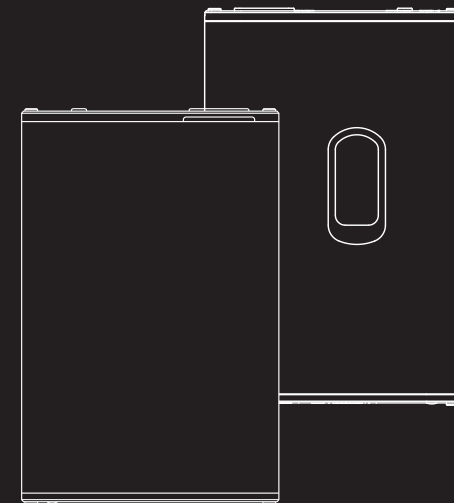


Owner's guide

 Lars & Ivan

# THA-30/ THA-30X

Headamp with Vacuum Tube,  
Bass Boost



# FEATURES & OPERATING

## Preparation

Charge up unit before use. Connect USB cable to socket ③ to charge up unit at least 8 hours if battery is fully discharged.

Connect audio cable to your device and THA-30/ THA-30X input ④ or input ⑨.

Connect your headphone to THA-30/ THA-30X socket ②.

## Power On

Press and hold power button ③ over 1 second to turn on unit, the power indicator will turn to GREEN color.

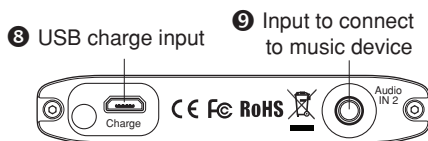

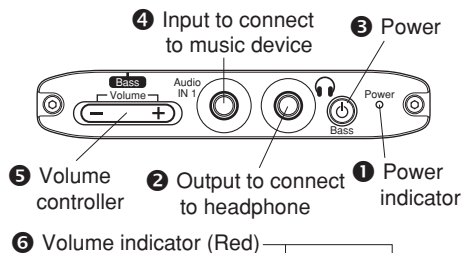
## Adjust Volume

You can adjust the volume output by press volume control (+) or (-) to increase volume or reduce volume level.

When press (+) or (-), Volume indicator Red LED ⑥ will flash. If press and hold (+) or (-) volume control, the LED volume indicator will continuous to flash until Max. or Min. volume level reach respectively.

## Bass Boost Mode

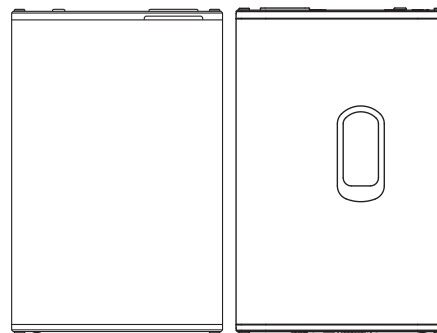
You can select different vocal mode by a short press at power button ③. Bass Boost Blue LED ⑦ indicator will be ON.



## Remark

The volume and vocal mode you selected will be remembered by THA-30/ THA30X even unit is power OFF. Next time when you power up unit, the last settings will be restored.

THA-30/ THA-30X is a sophisticated device for smart phones, if you are using other music device that cannot match THA-30/ THA-30X due to different wiring configuration. You need to insert a conversion cable between THA-30/ THA-30X and to your music device and headphone. (Conversion cables need to be purchased separately)



THA-30

THA-30X