

SPECIFICATION

Output Power:	120mW x2 (16Ω Load), 13mW x2 (300Ω Load)
Headphone impedance:	16Ω ~ 300Ω
Frequency response:	10Hz ~ 100KHz
SNR:	≥95dB(A weight)
Bass boost:	4dB
Stereo separation:	> 65dB (1mW 16ohm)
Power supply:	Li-Polymer rechargeable battery
Battery life:	about 130-150 hours continue usage
Max. Battery charge current out:	1A
Charger power input:	5V
Battery capacity:	3000mAh
Charging temperature:	Temperature rise <35 degree C.
Weight:	122g
Size:	111.5(L) x 58.6(W) x 11.3mm(D)

ACCESSORIES



Audio
cable



USB cable
(For battery
charge only)



Owner's
guide




Rubber fixing
straps for
fastening

 Lars & Ivan

HA-3K

Longlife Headamp
USER MANUAL



FEATURES & OPERATING

Preparation

Charge up unit before use. Connect USB cable to charge up unit at least 8 hours if battery is low. Battery indicator LEDs ❶ will flash and indicate the battery is under charging. When is fully charged, all battery indicator LEDs will be all ways "ON".

Connect audio cable to your music source device and HA-3K input ❸.

Connect your headphone to HA-3K ❷.

Connect USB cable to ❹ charge your music device with appropriate plug.

❻ Connect with micro USB outlet to charge up HA-3K when battery indicator is low.

Power On

Press and hold power button ❸ > 1 seconds to turn on the unit, the Mode indicator will turn to Green color. Another press and hold for 2 seconds will turn unit OFF.

Select mode

You can select different vocal mode by a short press at power button ❸.

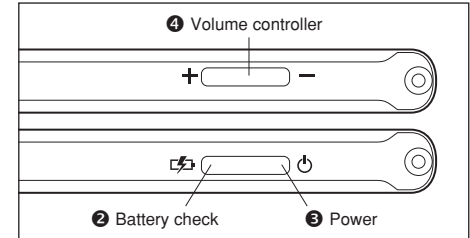
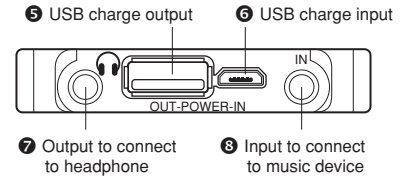
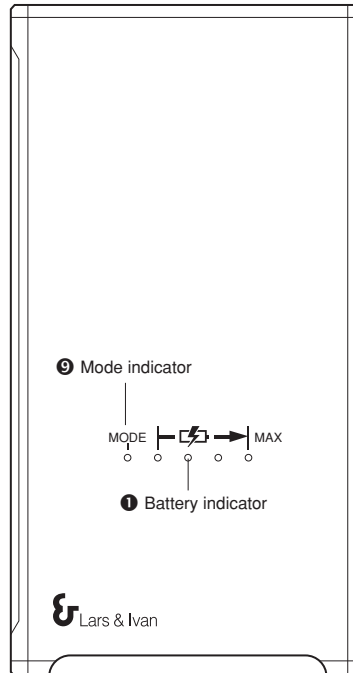
Orange LED indicator ❹ is Bass boost mode, Green LED indicator is Normal mode.

Adjust Volume

You can adjust the volume output by a press on "+" or "-" ❹ button. Press and hold the volume button will change volume continuously.

Check the battery capacity

Press button ❷ to check the battery capacity. Battery indicator (Blue LED) will turn on. Number of battery indicator "ON" is to show the power level of battery.



Remarks

The volume and vocal mode you selected will be remembered by HA-3K even unit is power OFF. Next time when you power up unit the last settings will be restored. When external device is connected via USB cable for charging, The battery indicator will be On.

HA-3K is a sophisticated device for smart phones, if you are using other music device that cannot match HA-3K due to different wiring configuration. You need to insert a conversion cable between HA-3K and to your music device and headphone. (Conversion cables need to be purchased separately)

Lars & Ivan

www.lars-ivan.com



20150129R1